

" " " " " "
" " " " " " 79.7883%
8 " "
" "

2014 17

2013 110

2015 31

2022 05330

2021

	2021
--	------

	2,374.82	8,781.92
/	0.0235	0.0869

1

" "

1

" "

" " " " 2020 9

2030

2060

" "

2021 71%

2021

44% " "

" "

2

3

ICT

2021 1

2

1

2021

16.5% 2030

2025

1,200GW

2022 3

“ ”

2025

2030

GGII

2025

460GWh

2021-2025

60.11%

2030

1,300GWh 2020

16.2GWh

70.5%

2025

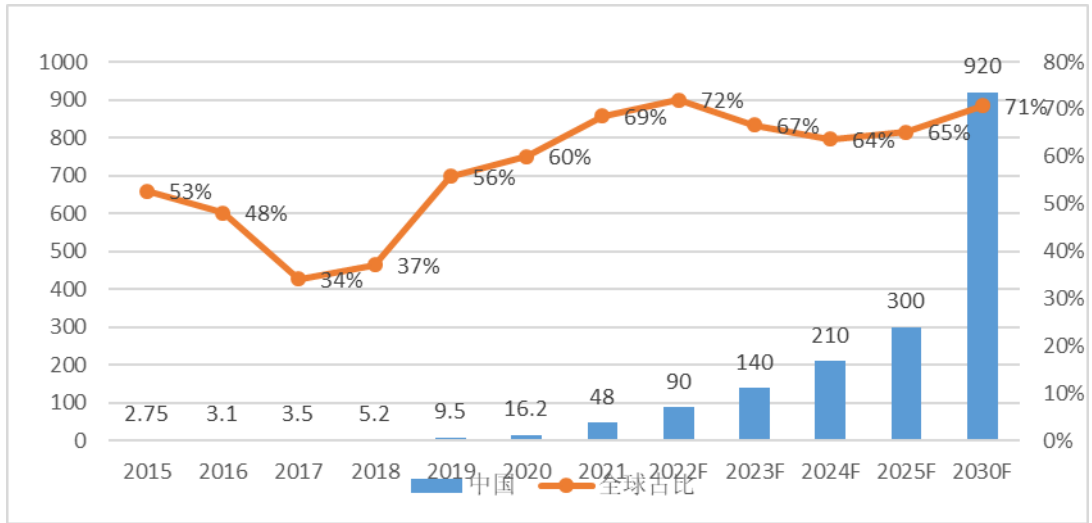
300GWh 2021-2025

58.11% 2030

920GWh

2015-2030

:GWh %



GGII 2022 3

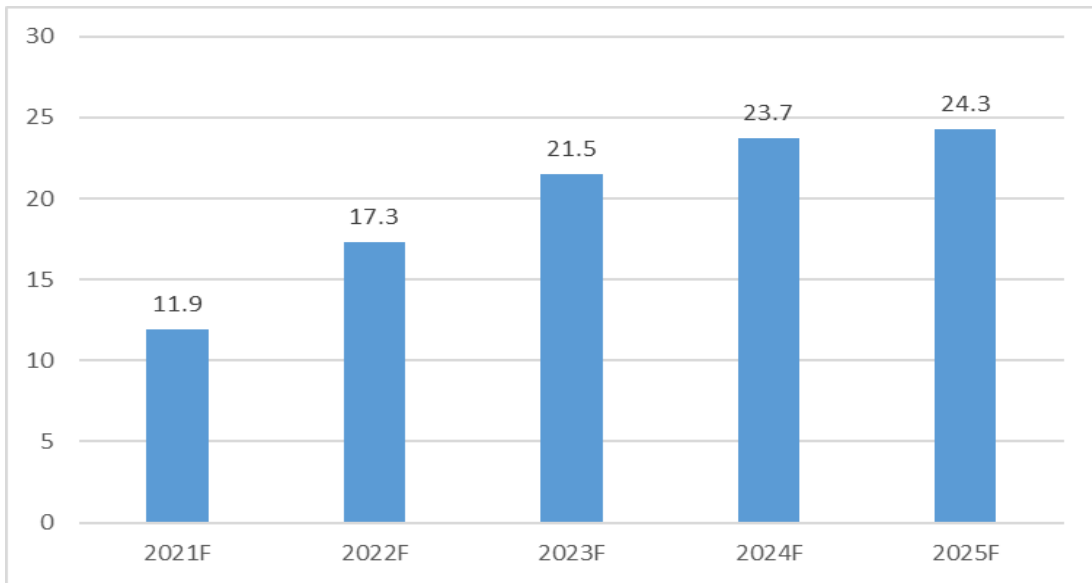
2 5G

UPS

4G

5G

2021-2025 5G :GWh



2022 4

3

1

2017

2020

139

2025

220

2020

6

34.8

2025

55

2025

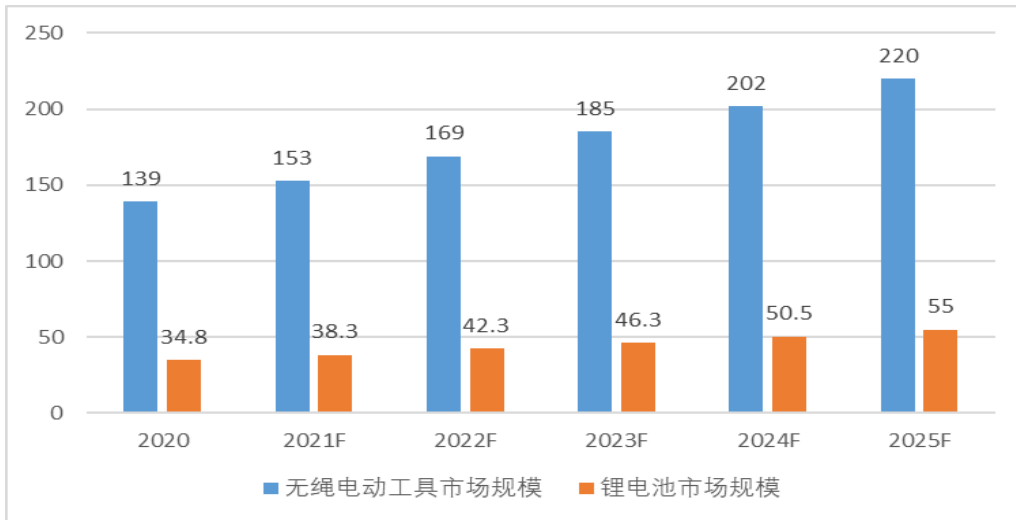
82

5

21%

2020-2025

:



2021 12

2

SDI LG

TTI

GGII

2021

22GWh

2026

60GWh

2021

2.7

2021-2026

22%

2020

5.6GWh

64.7%

1

FPC PCB LCP LCP FCCL
5G

” + ”

2

” ”

8

” “ 2GWh ”
” “ 12GWh 6GWh ”

3

2021

2022

02200

2021

2022

05330

1

2021

	2021	2021
	487,077.50	672,411.87
	3,440.88	13,420.16
	3,492.98	12,824.00
	2,100.42	10,323.97
	2,374.82	8,781.92
	10.84%	

ICT

2021 1

" + "

2

ICT

ICT

+

A

B

ICT

5G

5G

ICT

"

"

ICT

ICT

ICT

C

"

"

"

"

"

"

"

"

"

+

"

"

"

3

1

"

"

+

2

4

1

	2021 12 31		2021 12 31	
	344,197.76	74.55%	536,950.80	65.92%
	117,531.15	25.45%	277,548.65	34.08%
	461,728.91	100.00%	814,499.45	100.00%
	194,946.66	97.48%	479,661.12	95.15%
	5,035.70	2.52%	24,445.77	4.85%
	199,982.35	100.00%	504,106.89	100.00%

2021

461,728.91

814,499.45

76.40%

2021

199,982.35

504,106.89

152.08%

2022 05330

35,820.91

2021

7.76% 13.76%

2021

1

1

2021

2

2022 05330



" / "

	2020	2021
4,955.73	11,713.65	

1

1

2

3

4

5

2

1

139		2025	2020	
	2020	34.8	220	55
			2025	

2025
 82 5 21% GGII 2021
 22GWh 2026 60GWh
 2021 2.7 2021-2026 22%
 2020 5.6GWh 64.7%

TTI

ITW

2021

1.83GWh/

" 2GWh

"

1GWh

GGII

2025 460GWh 2021-2025
 60.11% 2030 1,300GW
 " 12GWh
 6GWh "

2

ICT

ICT

1

2

3

4

3 —

1

/ /

1

2

3

4

5

6

7

2

1

2
